



Ideas for Improving Flower Photography

By Val Sleger

It's not quite spring, and you'd have to look hard for flowers outside, but a little practice indoors with some inexpensive cut flowers from the grocery store or Walmart can prepare you for outdoor flower photography when the time comes.

1. Try to find some natural light. Position the flowers near a window if possible. A TV tray can work as a portable table.
2. Use a tripod. This will allow you to slow down your shutter speed to take advantage of filtered light.
3. Not enough light? Try a desk lamp softened with some sheer fabric. Experiment with different lighting positions to cast interesting shadows.
4. Try backlighting some shots.
5. Use a small spray bottle to spray water droplets on flower petals.
6. Prop a white, or black, foam board behind your flowers. White will help bounce some of the ambient light and black can create a more moody look.
7. Use large f/stops (small numbers) to create a more blurred background.
8. Indoors, you can set a scene, with books, stray flowers around a vase, unusual vases, a cup of tea, or other props to make your flower photo unique.
9. Experiment with different focal lengths.
10. Experiment with different focal points. Focus on the front petals, the center, and the back petals to see which you like best.
11. Try different angles. Shoot the flowers from the side, from the top, and if you are limber, from the bottom.

With some practice, you can take these ideas outside the next time your flowers bloom on the patio, or you visit a botanical garden. Tip: a visit to the garden center in Lowe's, Home Depot, or Ace Hardware can give you some outdoor practice without having to travel far.

Weekly Challenge

We're changing up the challenge words this year. At each meeting of the Club, held on the 3rd Thursday of each month, four challenge prompts will be presented for the following month. Focus on one word or phrase each week to complete all four to share at the following month's meeting. Folks who can't attend the meetings will get the list in the newsletter. February challenge photos will be shown at the February meeting and included in the March newsletter.

February

Crisp

Hobby

Leading Lines

Song: The Power of Love

Meeting Schedule

Meetings are held on the 3rd Thursday of the month at the Sierra Vista Police Station Training Room, 911 Coronado, Sierra Vista. Meetings begin at 4 PM. The meeting topic for February is the Photoshop Tips and Tricks, presented by Val Sleger. Not a Photoshop user? These tricks might persuade you to give this powerful software a try.

Share Your Knowledge

We all know something about photography, right? Why not volunteer to give a presentation at one of the monthly meetings? You could teach a new skill, lead a discussion about a YouTube video you found interesting or challenging, or share photos from your latest photo adventure. Talk to one of the officers if you are interested. We'd all love to see what you come up with!

Officers

President: Mark Hanna

Vice-President & Program

Coordinator: Bob Luce

Secretary: Joyce Genske

Treasurer: Madeleine Charron



Links

[13 Practical Tips for More Creative Flower Photography](#)

[15 Tips for Indoor Flower Photography](#)

[How to Set Up an Indoor Flower Shoot \(7:21\)](#)





Member Photos

We love to see your photos – even if you aren't looking for challenge words.
We showcase them in the newsletter, and you are encouraged to bring
them to the meeting on a flash drive!

January challenge words:

Circles

Technology

Homemade

Song: Sound of Music

Submitted by Joyce Genske



Circles



January challenge words:

Circles

Technology

Homemade

Song: Sound of Music

Submitted by Joyce Genske



Circles

January challenge words:


Circles

Technology


Homemade

Song: Sound of Music

Submitted by Joyce Genske



Homemade



January challenge words:

Circles

Technology

Homemade

Song: Sound of Music

Submitted by Joyce Genske



Sound of Music



Technology

January challenge words:

Circles

Technology

Homemade

Song: Sound of Music

Submitted by Sam Scherf



**“The hills are alive”
Sound of Music**



Technology

January challenge words:

Circles

Technology

Homemade

Song: Sound of Music

Submitted by Sam Scherf



Circles



Homemade

January challenge words:

Circles

Technology


Homemade

Song: Sound of Music

Submitted by Sheila Foraker



Circles



January challenge words:

Circles

Technology


Homemade

Song: Sound of Music

Submitted by Sheila Foraker



Circles



January challenge words:

Circles

Technology


Homemade

Song: Sound of Music

Submitted by Sheila Foraker



Technology



Sound of Music



Homemade

January challenge words:

Circles

Technology

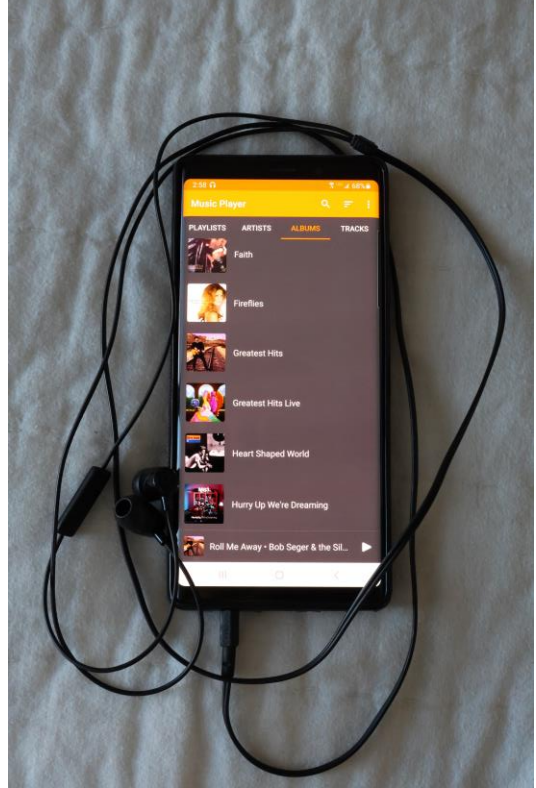
Homemade

Song: Sound of Music

Submitted by Val Sleger



Homemade



Sound of Music

January challenge words:

Circles

Technology


Homemade

Song: Sound of Music

Submitted by Val Sleger



Circles



Technology